

Name of the Company: **HEXAWARE TECHNOLOGIES LIMITED**

Scrip Code : **532129** Name of the scrip : **HEXAWARE** class of security : **EQUITY**

Quarter ended: **30.06.2013**

	As a % of total no. of partly paid-up shares	As a % of total no. of shares of the company
--	--	--

Held by promoter/promoter group		
Held by public		
Total - D	0	


	As a % of total no. of outstanding convertible securities	As a % of total no. of shares of the company, assuming full conversion of the convertible securities
--	---	--

Held by promoter/promoter group		
Held by public		
Total - E	0	

	As a % of total no. of warrants	As a % of total no. of shares of the company, assuming full conversion of warrants
--	---------------------------------	--

Held by promoter/promoter group		
Held by public		
Total - F	0%	

Total paid-up capital of the company, assuming full conversion of warrants and convertible securities



Statement Showing Shareholding Pattern

Category code	Category of Shareholder	Number of Shareholders	Table (I)(a)		Total shareholding as a percentage of total number of shares		Shares Pledged or otherwise encumbered	
			Total number of shares	Number of shares held in dematerialized form	As a percentage of (A+B) ¹	As a percentage of (A+B+C)	Number of shares	As a percentage
			(IV)	(V)	(VI)	(VII)	(VIII)	(IX) = (VIII)/(IV)*100
(A)	Shareholding of Promoter and							
1	Indian							
(a)	Individuals/ Hindu Undivided Family							
		4	661410	661410	0.24	0.22	0	0.00
(b)	Central Government/ State Government(s)	0	0	0	0.00	0.00	0	0.00
(c)	Bodies Corporate	2	82722456	82722456	29.83	27.70	0	0.00
(d)	Financial Institutions/ Banks	0	0	0	0.00	0.00	0	0.00
(e)	Any Others(Specify)	0	0	0	0.00	0.00	0	0.00
(e-i)	Associate Company	0	0	0	0.00	0.00	0	0.00
(e-ii)								
	Sub Total(A)(1)	6	83383866	83383866	30.07	27.92	0	0.00
2	Foreign							
a	Individuals (Non-Residents Individuals/ Foreign Individuals)	0	0	0	0.00	0.00	0	0.00
b	Bodies Corporate	0	0	0	0.00	0.00	0	0.00
c	Institutions	0	0	0	0.00	0.00	0	0.00
d	Qualified Foreign Investor	0	0	0	0.00	0.00	0	0.00
e	Any Others(Specify)	0	0	0	0.00	0.00	0	0.00
e-i								
	Sub Total(A)(2)	0	0	0	0.00	0.00	0	0.00
	Total Shareholding of Promoter and	6	83383866	83383866	30.07	27.92	0	0.00
(B)	Public shareholding							
1	Institutions							
(a)	Mutual Funds UTI	65	23786531	23780006	8.58	7.97		
(b)	Financial Institutions Banks	32	1296004	1291574	0.47	0.43		
(c)	Central Government/ State Government(s)	0	0	0	0.00	0.00		
(d)	Venture Capital Funds	0	0	0	0.00	0.00		
(e)	Insurance Companies	3	5849374	5849374	2.11	1.96		
(f)	Foreign Institutional Investors	137	108141993	108140293	38.99	36.21		
(g)	Foreign Venture Capital Investors	0	0	0	0.00	0.00		
(h)	Qualified Foreign Investor	0	0	0	0.00	0.00		
(i)	Any Other (specify)							
(i-i)	Trust	6	64900	64900	0.02	0.02		
	Sub-Total (B)(1)	243	139138802	139126147	50.17	46.59		
B 2	Non-institutions							
(a)	Bodies Corporate	1682	11436702	11412350	4.12	3.83		
(b)	Individuals							
i	Individuals -i. Individual shareholders holding nominal share capital up to Rs 1 lakh	102536	33366089	29348969	12.03	11.17		
ii	Individual shareholders holding nominal share capital in excess of Rs. 1 lakh.	37	3187054	3187054	1.15	1.07		
(c)	Qualified Foreign Investor	1	200000	200000	0.07	0.07		
(d)	Any Other (specify)							
d-i	Foreign Nationals	4	66000	66000	0.02	0.02		
d-ii	Non-Resident individuals(Rep.)	1076	5495788	5471628	1.98	1.84		
d-iii	Non-Resident individuals(Non-Rep)	2028	1062816	610821	0.38			
d-iv	Overseas Corporate Bodies	1	10	10	0.00			
	Sub-Total (B)(2)	107365	54814459	50296832	19.76	18.36		
(B)	Total Public Shareholding (B)= (B)(1)+(B)(2)	107608	193953261	189422979	69.93	64.95		
	TOTAL (A)+(B)	107614	277337127	272806845	100.00	92.87		
(C)	Shares held by Custodians and against which Depository Receipts have been issued							
1	Promoter and Promoter Group	2	21290960	21290960		7.13		
2	Public	2	21290960	21290960		7.13		
	Sub-Total (C)	2	21290960	21290960		7.129590593	0	
	GRAND TOTAL (A)+(B)+(C)	107616	298628087	294097805		100.00	0	0.00




Sr.No	Notes
1	
2	
3	
4	
5	
6	
7	
8	
9	



(D)(b) Statement showing holding of securities (including shares, warrants, convertible securities) of persons belonging to the category "Promoter and Promoter Group"

Sr. No.	Name of the shareholder	Details of Shares held			Encumbered shares (*)		Details of warrants			Details of convertible securities		Total shares (including underlying shares assuming full conversion of warrants and convertible securities) as a % of diluted share capital
		Number of shares held	As a % of grand total (A)+(B)+(C)	No.	As a percentage (V)=(V)/(III)*100	As a % of grand total (A)+(B)+(C) of sub-clause (I)(a)	Number of warrants held	As a % total number of warrants of the same class	Number of convertible securities held	As a % total number of convertible securities of the same class		
(i)	(ii)	(iii)	(iv)	(v)	(vi)=(v)/(iii)*100	(vii)	(viii)	(ix)	(x)	(xi)	(xii)	
1	ELDER INFOSYSTEMS PVT LTD	52154456	17.46	N. A.	N. A.	N. A.	N. A.	N. A.	N. A.	N. A.	17.46	
2	ELDER VENTURE LLP	30568000	10.24	N. A.	N. A.	N. A.	N. A.	N. A.	N. A.	N. A.	10.24	
3	DEVANGI ATUL NISHAR	343720	0.12	N. A.	N. A.	N. A.	N. A.	N. A.	N. A.	N. A.	0.12	
4	PRIYANKA ATUL NISHAR	315690	0.11	N. A.	N. A.	N. A.	N. A.	N. A.	N. A.	N. A.	0.11	
5	ATUL KANTILAL NISHAR	1000	0.00	N. A.	N. A.	N. A.	N. A.	N. A.	N. A.	N. A.	0.00	
6	ALKA ATUL NISHAR	1000	0.00	N. A.	N. A.	N. A.	N. A.	N. A.	N. A.	N. A.	0.00	
TOTAL		83383866	27.92								27.92	

(*) The term "encumbrance" has the same meaning as assigned to it in regulation 28(3) of the SAST Regulations, 2011




(1)(c)(i) Statement showing holding of securities (including shares, warrants, convertible securities) of persons belonging to the category "Public" and holding more than 1% of the total number of shares

Sr. No.	Name of the shareholder	Number of shares held	Shares as a percentage of total number of shares {i.e., Grand Total (A)+(B)+(C) indicated in Statement at para (1)(a) above}	Details of warrants		Details of convertible securities		Total shares (including underlying shares assuming full conversion of convertible securities) as a % of diluted share capital
				Number of warrants held	As a % total number of warrants of the same class	Number of convertible securities held	% w.r.t total number of convertible securities of the same class	
1	DALI LIMITED	28627294	9.59	N.A.	N.A.	N.A.	N.A.	9.59
2	GA GLOBAL INVESTMENTS LTD	21139580	7.08	N.A.	N.A.	N.A.	N.A.	7.08
3	FID FUNDS(MAURITIUS) LIMITED	6299277	2.11	N.A.	N.A.	N.A.	N.A.	2.11
4	ICICI PRUDENTIAL DYNAMIC PLAN	4076949	1.37	N.A.	N.A.	N.A.	N.A.	1.37
5	LIFE INSURANCE CORPORATION OF INDIA	4062414	1.36	N.A.	N.A.	N.A.	N.A.	1.36
6	EG SHARES HIGH INCOME/LOW BETA MAU	3770609	1.26	N.A.	N.A.	N.A.	N.A.	1.26
7	LSV EMERGING MARKETS EQUITY FUND LP	3456800	1.16	N.A.	N.A.	N.A.	N.A.	1.16
8	GMO EMERGING MARKETS FUND	3223624	1.08	N.A.	N.A.	N.A.	N.A.	1.08
9	HDFC STANDARD LIFE INSURANCE CO.LTD	3181265	1.07	N.A.	N.A.	N.A.	N.A.	1.07
TOTAL		77837812	26.07					26.07




(1)(c)(ii) Statement showing holding of securities (including shares, warrants, convertible securities) of persons (together with PAC) belonging to the category "Public" and holding more than 5% of the total number of shares of the company

Sr. No.	Name(s) of the shareholder(s) and the Persons Acting in Concert (PAC) with them	Number of shares	Shares as a percentage of total number of shares i.e., Grand Total (A)+(B)+(C) indicated in Statement at para (1)(a) above}	Details of warrants		Details of convertible securities		Total shares (including underlying shares assuming full conversion of warrants and convertible securities) as a % of diluted share capital
				Number of warrants	As a % total number of warrants of the same class	Number of convertible securities held	% w.r.t total number of convertible securities of the same class	
1	DALI LIMITED	28627294	9.59	N. A.	N. A.	N. A.	N. A.	9.59
2	GA GLOBAL INVESTMENTS I	21139580	7.08	N. A.	N. A.	N. A.	N. A.	7.08
	TOTAL	49766874	16.67					16.67



(I)(c)(ii) Statement showing holding of securities (including shares, warrants, convertible securities) of persons (together with PAC) belonging to the category "Public" and holding more than 5% of the total number of shares of the company

Sr. No.	Name(s) of the shareholder(s) and the Persons Acting in Concert (PAC) with them	Number of shares	Shares as a percentage of total number of shares i.e., Grand Total (A)+(B)+(C) indicated in Statement at para (I)(a) above}	Details of warrants		Details of convertible securities		Total shares (including underlying shares assuming full conversion of warrants and convertible securities) as a % of diluted share capital
				Number of warrants	As a % total number of warrants of the same class	Number of convertible securities held	% w.r.t total number of convertible securities of the same class	
1	DAJILIMITED	28627294	9.59	N.A.	N.A.	N.A.	N.A.	9.59
2	GA GLOBAL INVESTMENTS I	21139580	7.08	N.A.	N.A.	N.A.	N.A.	7.08
	TOTAL	49766874	16.67					16.67



(I)(d) Statement showing details of locked-in shares

Sr. No.	Name of the shareholder	Number of locked-in shares	Locked-in shares as a percentage of total number of shares i.e., Grand Total (A)+(B)+(C) indicated in Statement at para (I)(a) above}	Promoter / Promoter Group / Public
	N.A.	0	0.00	
TOTAL		0	0.00	



(11)(a) Statement showing details of Depository Receipts (DRs)

Sr. No.	Type of outstanding DR (ADRs, GDRs, SDRs, etc.)	Number of outstanding DRs	Number of shares underlying outstanding DRs	Shares underlying outstanding DRs as a percentage of total number of shares {i.e., Grand Total (A)+(B)+(C) indicated in Statement at para (1)(a) above}
1	GDR(DEUTSCHE BANK TRUST COMPANY AMERICAS	359120	179560	0.06
2	ADR(JP MORGAN CHASE BANK	21111400	21111400	7.07
	TOTAL	21470520	21290960	7.13



(II)(b) Statement showing holding of Depository Receipts (DRs), where underlying shares held by "promoter/promoter group" are in excess of 1% of the total number of shares

Sr. No.	Name of the DR Holder	Type of outstanding DR (ADRs, GDRs, SDRs, etc.)	Number of shares underlying outstanding DRs	Shares underlying outstanding DRs as a percentage of total number of shares {i.e., Grand Total (A)+(B)+(C) indicated in Statement at para (I)(a) above}
1	N. A.			0.00
TOTAL			0	

