



Name of the Company: HEXAWARE TECHNOLOGIES LIMITED			
Scrip Code : 532129 Name of the scrip : HEXAWARE class of security : EQUITY			
Quarter ended: 31.12.2014			
Partly paid-up shares:-			
	No. of partly paid-up shares	As a % of total no. of partly paid-up shares	As a % of total no. of shares of the company
Held by promoter/promoter group			
Held by public			
Total - D	0		
Outstanding convertible securities:-			
	No. of outstanding securities	As a % of total no. of outstanding convertible securities	As a % of total no. of shares of the company, assuming full conversion of the convertible securities
Held by promoter/promoter group			
Held by public			
Total - E	0		
Warrants:-			
	No. of warrants	As a % of total no. of warrants	As a % of total no. of shares of the company, assuming full conversion of warrants
Held by promoter/promoter group			
Held by public			
Total - F	0		
Total paid-up capital of the company, assuming full conversion of warrants and convertible securities			




Statement Showing Shareholding Pattern

Category code	Category of Shareholder	Number of Shareholders	Table (I)(a)		Total shareholding as a percentage of total number of shares		Shares Pledged or otherwise encumbered	
			Total number of shares	Number of shares held in dematerialized form	As a percentage of (A+B) ¹	As a percentage of (A+B+C)	Number of shares	As a percentage
(I)	(II)	(III)	(IV)	(V)	(VI)	(VII)	(VIII)	(IX) = (VIII)/(IV)*100
(A)	Shareholding of Promoter and Promoter							
1	Indian							
(a)	Individuals/ Hindu Undivided Family							
		0	0	0	0.00	0.00	0	#DIV/0!
(b)	Central Government/ State Government(s)	0	0	0	0.00	0.00	0	0.00
(c)	Bodies Corporate	0	0	0	0.00	0.00	0	#DIV/0!
(d)	Financial Institutions/ Banks	0	0	0	0.00	0.00	0	0.00
(e)	Any Others(Specify)	0	0	0	0.00	0.00	0	0.00
(e-i)	Associate Company	0	0	0	0.00	0.00	0	0.00
(e-ii)								0.00
	Sub Total(A)(1)	0	0	0	0.00	0.00	0	#DIV/0!
2	Foreign							
a	Individuals (Non-Residents Individuals/ Foreign Individuals)	0	0	0	0.00	0.00	0	0.00
b	Bodies Corporate	2	215047193	215047193	71.51	71.46	0	0.00
c	Institutions	0	0	0	0.00	0.00	0	0.00
d	Qualified Foreign Investor	0	0	0	0.00	0.00	0	0.00
e	Any Others(Specify)	0	0	0	0.00	0.00		
e-i								
	Sub Total(A)(2)	2	215047193	215047193	71.51	71.46	0	0.00
	Total Shareholding of Promoter and	2	215047193	215047193	71.51	71.46	0	0.00
(B)	Public shareholding							
1	Institutions							
(a)	Mutual Funds/ UTI	30	8096248	8089723	2.69	2.69		
(b)	Financial Institutions / Banks	31	282390	277960	0.09	0.09		
(c)	Central Government/ State Government(s)	0	0	0	0.00	0.00		
(d)	Venture Capital Funds	0	0	0	0.00	0.00		
(e)	Insurance Companies	2	460591	460591	0.15	0.15		
(f)	Foreign Institutional Investors/Foreign Portfolio Cop.	107	42322402	42320702	14.07	14.06		
(g)	Foreign Venture Capital Investors	0	0	0	0.00	0.00		
(h)	Qualified Foreign Investor	0	0	0	0.00	0.00		
(i)	Any Other (specify)							
(i-i)	Trust	7	18400	18400	0.01	0.01		
	Sub-Total (B)(1)	177	51180031	51167376	17.02	17.01		
B 2	Non-institutions							
(a)	Bodies Corporate	1240	4600583	4576391	1.53	1.53		
(b)	Individuals				0.00	0.00		
I	Individuals -i. Individual shareholders holding nominal share capital up to Rs 1 lakh	84000	24107723	20404654	8.02	8.01		
II	ii. Individual shareholders holding nominal share capital in excess of Rs. 1 lakh.	28	3744654	3744654	1.25	1.24		
(c)	Qualified Foreign Investor	0	0	0	0.00	0.00		
(d)	Any Other (specify)							
d-i	Foreign Nationals	2	7500	7500	0.00	0.00		
d-ii	Non-Resident individuals(Rep.)	996	1195329	1195169	0.40	0.40		
d-iii	Non-Resident individuals(Non-Rep)	2012	860889	427164	0.29	0.29		
d-iv	Overseas Corporate Bodies	1	10	10	0.00	0.00		
	Sub-Total (B)(2)	88279	34516688	30355542	11.48	11.47		
(B)	Total Public Shareholding (B)= (B)(1)+(B)(2)	88456	85696719	81522918	28.49	28.48		
	TOTAL (A)+(B)	88458	300743912	296570111	100.00	99.94		
(C)	Shares held by Custodians and against which Depository Receipts have been issued							
1	Promoter and Promoter Group	1	179560	179560		0.06		
2	Public	1	179560	179560		0.06		
	Sub-Total (C)	1	179560	179560		0.059669656	0	
	GRAND TOTAL (A)+(B)+(C)	88459	300923472	296749671		100.00	0	0.00




Sr.No	Notes
1	
2	
3	
4	
5	
6	
7	
8	
9	



(D)(b) Statement showing holding of securities (including shares, warrants, convertible securities) of persons belonging to the category “Promoter and Promoter Group”


Sr. No.	Name of the shareholder	Details of Shares held		Encumbered shares (*)			Details of warrants		Details of convertible securities		Total shares (including underlying shares assuming full conversion of warrants and convertible securities) as a % of diluted share capital
		Number of shares held	As a % of grand total (A) +(B) +(C)	No.	As a percentage	As a % of grand total (A)+(B)+(C) of sub-clause (I)(a)	Number of warrants held	As a % total number of warrants of the same class	Number of convertible securities held	As a % total number of convertible securities of the same class	
(I)	(II)	(III)	(IV)	(V)	(VI)=(V)/(III)*100	(VII)	(VIII)	(IX)	(X)	(XI)	(XII)
1	HT GLOBAL IT SOLUTIONS HOLDING	193935793	64.45	N. A.	N. A.	N. A.	N. A.	N. A.	N. A.	N. A.	64.45
2	HT GLOBAL IT SOLUTIONS HOLDING	21111400	7.02	N. A.	N. A.	N. A.	N. A.	N. A.	N. A.	N. A.	7.02
TOTAL		215047193	71.46								71.46

(*) The term “encumbrance” has the same meaning as assigned to it in regulation 28(3) of the SAST Regulations, 2011



(I)(c)(i) Statement showing holding of securities (including shares, warrants, convertible securities) of persons belonging to the category "Public" and holding more than 1% of the total number of shares

Sr. No.	Name of the shareholder	Number of shares held	Shares as a percentage of total number of shares {i.e., Grand Total (A)+(B)+(C) indicated in Statement at para (I)(a) above}	Details of warrants		Details of convertible securities		Total shares (including underlying shares assuming full conversion of warrants and convertible securities) as a % of diluted share capital
				Number of warrants held	As a % total number of warrants of the same class	Number of convertible securities held	% w.r.t total number of convertible securities of the same class	
1	GOVERNMENT PENSION FUND GLOBAL	4662289	1.55	N. A.	N. A.	N. A.	N. A.	1.55
TOTAL		4662289	1.55					1.55



(I)(c)(ii) Statement showing holding of securities (including shares, warrants, convertible securities) of persons (together with PAC) belonging to the category “Public” and holding more than 5% of the total number of shares of the company

Sr. No.	Name(s) of the shareholder(s) and the Persons Acting in Concert (PAC) with them	Number of shares	Shares as a percentage of total number of shares {i.e., Grand Total (A)+(B)+(C) indicated in Statement at para (I)(a) above}	Details of warrants		Details of convertible securities		Total shares (including underlying shares assuming full conversion of warrants and convertible securities) as a % of diluted share capital
				Number of warrants	As a % total number of warrants of the same class	Number of convertible securities held	% w.r.t total number of convertible securities of the same class	




(I)(d) Statement showing details of locked-in shares

Sr. No.	Name of the shareholder	Number of locked-in shares	Locked-in shares as a percentage of total number of shares {i.e., Grand Total (A)+(B)+(C) indicated in Statement at para (I)(a) above}	Promoter / Promoter Group / Public
	N.A.			
TOTAL				



(II)(a) Statement showing details of Depository Receipts (DRs)

Sr. No.	Type of outstanding DR (ADRs, GDRs, SDRs, etc.)	Number of outstanding DRs	Number of shares underlying outstanding DRs	Shares underlying outstanding DRs as a percentage of total number of shares {i.e., Grand Total (A)+(B)+(C) indicated in Statement at para (I)(a) above}
1	GDR(DEUTSCHE BANK TRUST COMPANY AMERICAS	359120 \	179560	0.06
	TOTAL	359120	179560	0.06



(II)(b) Statement showing holding of Depository Receipts (DRs), where underlying shares held by "promoter/promoter group" are in excess of 1% of the total number of shares

Sr. No.	Name of the DR Holder	Type of outstanding DR (ADRs, GDRs, SDRs, etc.)	Number of shares underlying outstanding DRs	Shares underlying outstanding DRs as a percentage of total number of shares {i.e., Grand Total (A)+(B)+(C) indicated in Statement at para (I)(a) above}
	N.A.			0.00
TOTAL			0	

